

WRITTEN BY  
MIRELA STRAT

P H I A C A D E M Y

**ADVANCED RUSSIAN VOLUME  
EYELASH EXTENSIONS COURSE**

GUIDE TO A SUCCESSFUL CAREER




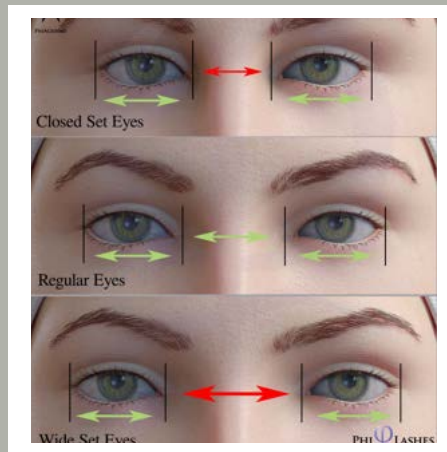
PHI ♀ LASHES

# PHILASHES

Russian volume is the newest trend in lash industry which gives lash artists the **ULTIMATE** results in lash fullness and density

This course teaches the advanced technique of multi lashing which uses from 5 up to 10 of the thinnest/finest lash extensions on each natural lash creating lash sets of 500-1000 lashes per eye!

Learn the Perfection Touches to create Stunning creations for your customers but also to take your skills to the next fashion level.



## Duration:

The In-Person Course duration is 1 Full Day (9:00 - 19:00)  
Also included 6 months Online Access to all the Learning Material taught during the course

This Course includes Supervised Practice on a LIVE Model for each student during the training.

**100% Instructor Based**

# WHAT YOU WILL LEARN


## Advanced Theory

How to correctly calculate the weight of the extensions when doing Mega Volume

How to create the perfect fan

Eye asymmetry and how to correct it with the volume fans

Tips and tricks on how to work easier and faster with the inner and outer corners



## Technical Procedures Before/During Customer

Correct placement of the fans when natural lashes change the growth direction

How to work on lash level by changing curls and lash sizes to achieve the perfect line

Working on the bottom lashes (lower natural lashes)

## Perfection Lashing

Advanced styles like the kim K , Glamour, Double Tail, etc

Eye asymmetry and how to correct it with the volume fans

After - Care for Clients







Advanced Russian Volume Training  
Professional Kit

Every Course includes the Training price in the price which is Vital for the Practical Part as well as enough to use for several customers even after graduation.

- 1 Premium Faux Mink Lashes mixed lengths tray 0.07 C curl
- 1 Premium Faux Mink Lashes mixed lengths tray 0.05 CC curl
- 1 Premium Faux Mink Lashes mixed lengths tray 0.05 D curl
- 1 Lash palette
- 1 Isolation tweezer
- 1 Volume 1 tweezer
- 1 Volume 2 tweezer
- 1 Sapphire lash adhesive
- 1 cream remover
- 1 crystal stone
- 1 pack adhesive sticker (30pcs)
- 1 Medical tape
- 10 pairs hydrogel pads
- 1 foaming cleanser
- 1 cleansing brush

# FREE-INCLUDED Courses

01



PHIACADEMY  
SKIN EXPERT

- ✓ Understanding the Skin
- ✓ Skin Types, Functions and Changes
- ✓ Disorder of Melamine Pigmentation
- ✓ Skin Disorders & Treatments
- ✓ Facial Dermatoses

Find Out More

02



PHIACADEMY  
FIRST CLASS  
SERVICE

- ✓ Customer First
- ✓ Communication
- ✓ Interior Design
- ✓ Attitude
- ✓ Follow Up
- ✓ Improvement

Find Out More

03



PHIACADEMY  
HYGIENE

- ✓ Health Standards
- ✓ Contamination & Infection
- ✓ Salon Hygiene
- ✓ Tools Hygiene
- ✓ Client Hygiene

Find Out More

# Course Day Schedule

## 9:00 Registration

Registration and signing of the contracts between Master and each student. Get to know each other during snacks and coffee

---

## 9:30 Theory

Basic information about the course regarding duration of the course, support, obtaining the Certificate etc.

Start of Theory

---

## 12:30 Short Practice

Practice on advanced fan making  
Practice application of Lower Lashes  
Questions and answers

---

## 13:00 Lunch Break

Lunch break

---

## 14:00 Client Theory

Advanced Styles  
Perfection Theory  
Lash Gaps And Bridges

---

## 15:15 Short Break

Short Student Break  
Each Student Prepares their Model

---

## 15:30 Live Practice

Hands On Technical Procedures  
Each Students start their practice on their live model.  
Master supervises the practice for each student individually and correcting mistakes.

## 18:30 Certificates

Skills Assessment and Feedback  
Delivering the Certificates of Attendance to students  
End Of Day

# What About After The Course

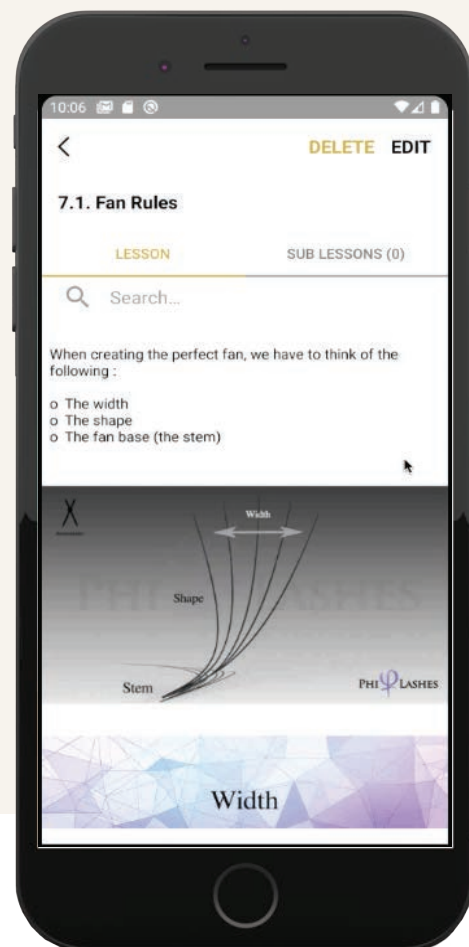
At the end of the course, you will get your certificate of participation, confirming that you have successfully attended the training.

In addition, you get full access to our professional Craft Master App for 6 months which contains the entire course which help you review and improve the acquired skill.

- More Than 300 Pictures
- 100 Detailed Videos
- 3D Dynamic Animations
- 150 Descriptive Pages

Also within Craft Master App you will find numerous exercises that will help you improve your craft Level and give you all the confidence to perform on clients

Once Graduated you will receive Your Personalised PhiLashes Logo by the Academy as well as Your Certificate by Mail.



# Grow Within PhiAcademy

Artist

01




Each Artist obtains a certificate, logo with the unique number, introduction to the PhiLashes map on the website.

If an Artist wants to advance, he/she has to practice hard, publish his/her works and follow all the changes in techniques and materials

Royal Artist

02



Anyone who has been an Artist for at least 6 months, who is active on social networks and groups and whose works have been noticed by many Craft Masters can become a Royal artist

Master Assistant

03



Master Assistant is an active and experienced Royal artist who assists Craft Masters in their trainings and gets paid for it in agreement with the Royal artist. This position provides an opportunity to obtain knowledge in other educations, as well as more knowledge on how to train students according to PhiAcademy rules



Craft Master

Craft Master's job is to teach students according to PhiAcademy rules and the Craft Master application and guide them to pass all the levels and obtain the certificate.

Besides transferring theoretical knowledge about pigments, skin types, tools, hygiene, etc., Craft Master's task is to teach students how to approach their clients and to motivate the students to keep working with their constant support, as well as to respond to students within 48 hours